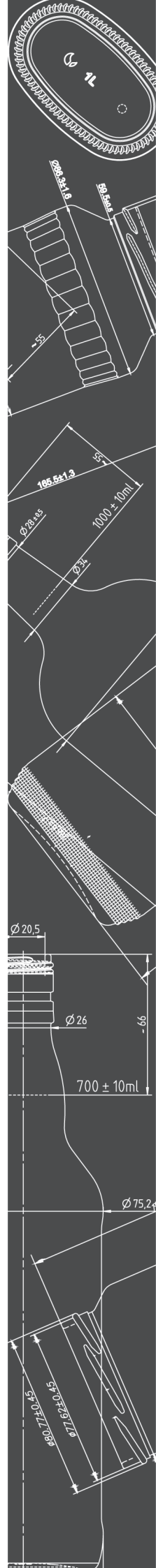
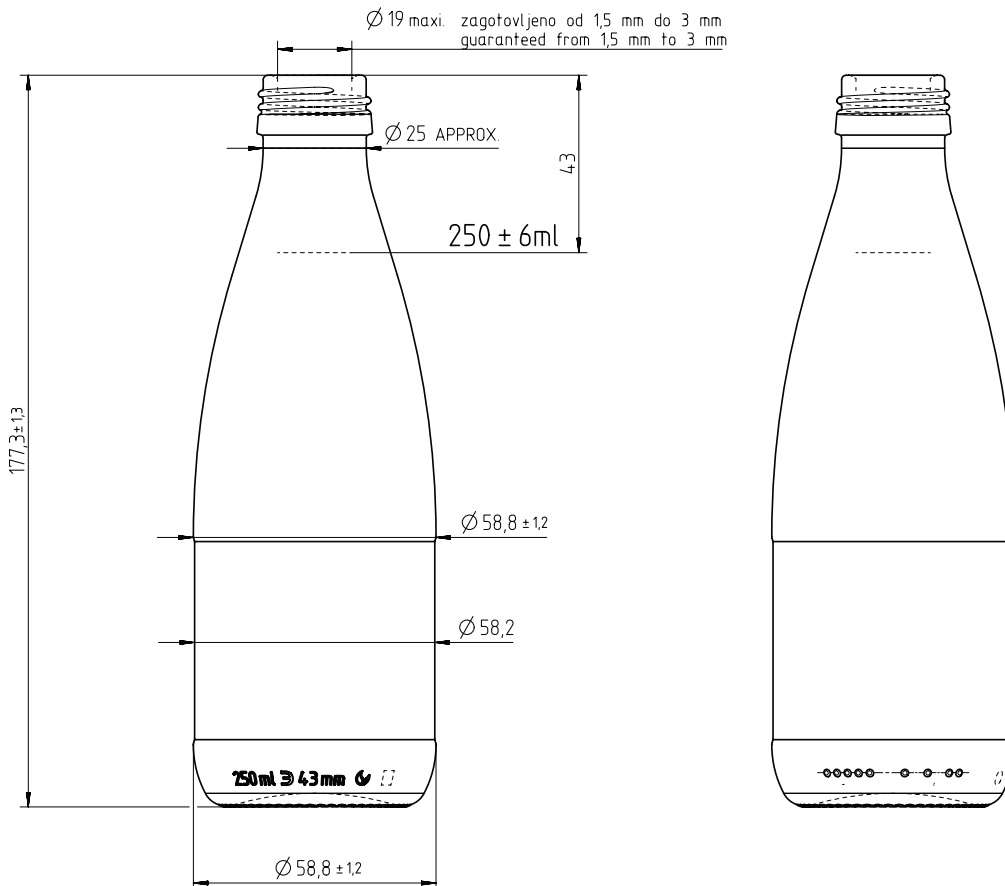
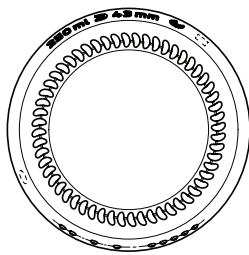


# OPALIA

250 ml C.E.T.I.E. GME 32.00

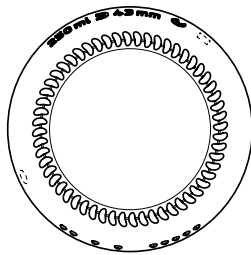
Drawing No.	52131	Brimful capacity	265 ± 6 ml
Volume	250 ml / 8,45 oz	Pieces on pallet	380x12=4560
Weight	190 g / 0,42lbs	Weight of pallet	840 kg
Finish	C.E.T.I.E. GME 32.00	Height of pallet	2,3 m



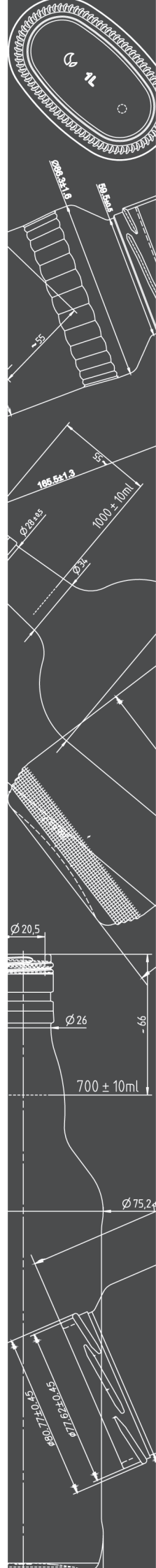
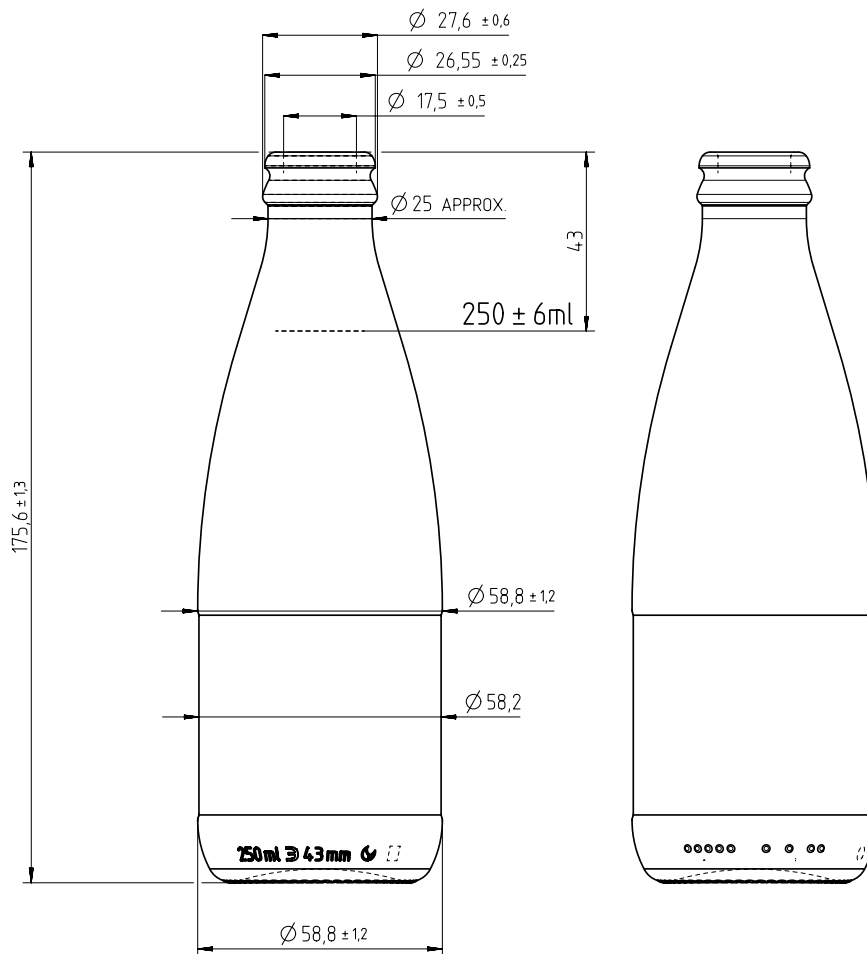
# OPALIA 250 ml A-26-13

Drawing No.	52133
Volume	250 ml / 8,45 oz
Weight	175 g / 0,39 lbs
Finish	A-26-13

Brimful capacity	265 ± 7 ml
Pieces on pallet	380x12=4560
Weight of pallet	840 kg
Height of pallet	2,29 m



Grlo A 26-13



# OPALIA

750 ml C.E.T.I.E. GME 32.00

Drawing No.	52136	Brimful capacity	780 ± 10 ml
Volume	750 ml / 25,4 oz	Pieces on pallet	203x7=1421
Weight	460 g / 1,01 lbs	Weight of pallet	657 kg
Finish	C.E.T.I.E. GME 32.00	Height of pallet	2,17 m

